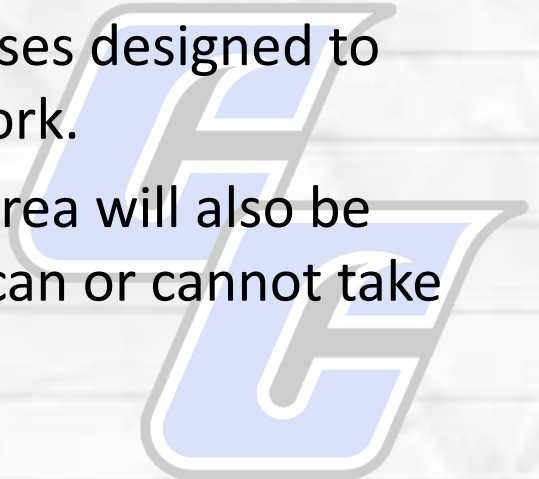




**Cisco College**  
**TSIA2 Test**  
**Pre-Assessment**  
**Activity**

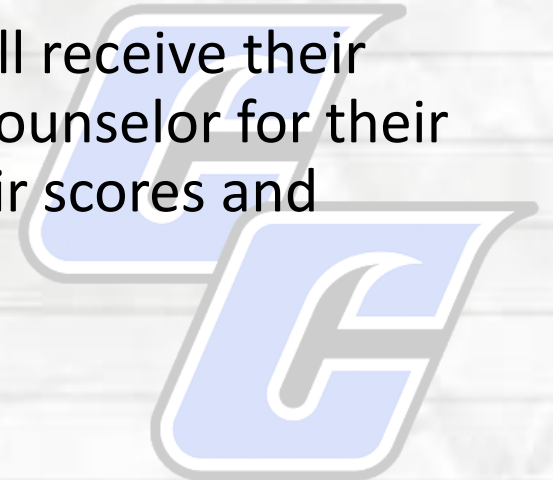
# What is the TSIA2?

- The Texas Success Initiative (TSI) is a two-part program of testing and advisement.
- The testing (TSIA2) section is designed to help Cisco College determine if a student is ready for college-level coursework in the areas of Writing/Reading (ELAR) and Math. On January 11, 2021 the TSIA2 replaced the TSIA.
- The advisement section involves using the TSIA2 test scores in advising a student as to what courses they are prepared for.
- Students that are not college ready in one or both areas of the TSIA2 will be advised into developmental courses designed to prepare the student for college-level coursework.
- Students who are not college ready in either area will also be advised as to what college-level courses they can or cannot take until they are college-ready in both areas.



# How does the TSIA2 work?

- The TSIA2 is a proctored test taken on a computer either on campus or remotely. It is an untimed test.
- It consists of multiple choice questions in two sections: English Language Arts and Reading (ELAR) and Math. It is also likely that the student will be asked to type an essay as part of the ELAR section.
- Each section consists of a placement test and, if necessary, a student may take a diagnostic test in one or both sections.
- When a student completes the test they will receive their scores and should visit with the academic counselor for their program or group for an explanation of their scores and course scheduling.

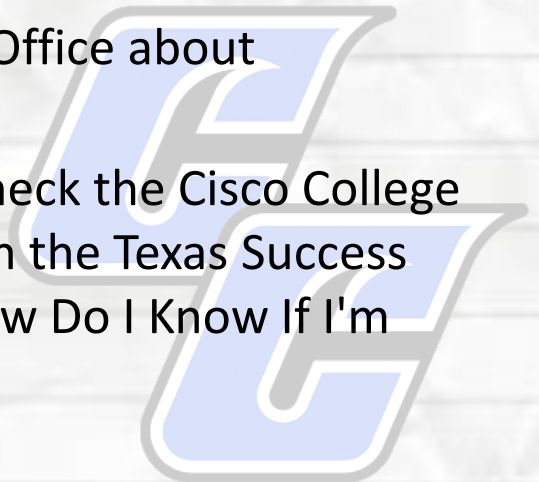


# Exemptions from TSIA2 Test

Students may be exempt from one or both sections of the TSIA2

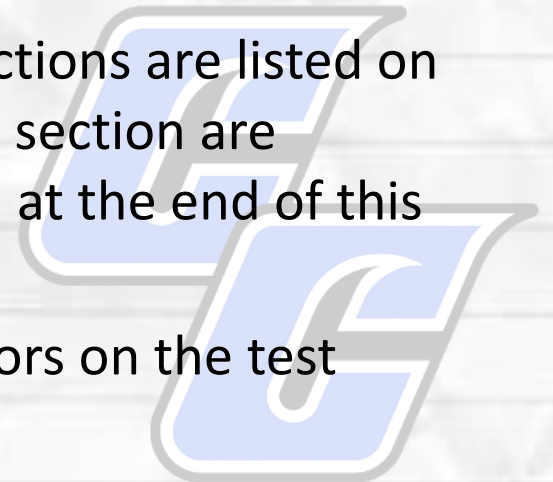
Exemptions may be:

- Qualifying test scores on the ACT, SAT, TAKS, STAAR, or GED
- Military Service
- Previous college coursework
- Successful completion during high school of the Texas College Bridge coursework (must present valid certificate of completion)
- Certain Level I certificates may have TSIA2 requirements waived. Students should check with their academic counselor.
- Dual credit students should contact the Dual Credit Office about exemptions.
- For more information about exemptions, you may check the Cisco College website: under Admissions, go to Testing and click on the Texas Success Initiative and scroll down to the section entitled "How Do I Know If I'm Exempt."



# The TSIA2 Mathematics Section

- The TSIA2 Mathematics section consists of 20 multiple choice questions on the placement test and 48 additional questions if a student needs to take the diagnostic section
- The test covers four broad areas:
  - Quantitative Reasoning
  - Algebraic Reasoning
  - Geometric and Spatial Reasoning
  - Probabilistic and Statistical Reasoning
- Some of the items covered in each of these sections are listed on the next page. Practice materials for the Math section are available in the links to study materials located at the end of this slide show.
- You will not be allowed to use outside calculators on the test



# Some Examples From Each Math Area

## – Quantitative Reasoning

- Use quantitative reasoning to compare magnitudes of rational and irrational numbers
- Use quantitative reasoning to solve problems with ratios, proportions, and percents
- Identify, manipulate, and interpret linear equations, inequalities, and expressions

## – Algebraic Reasoning

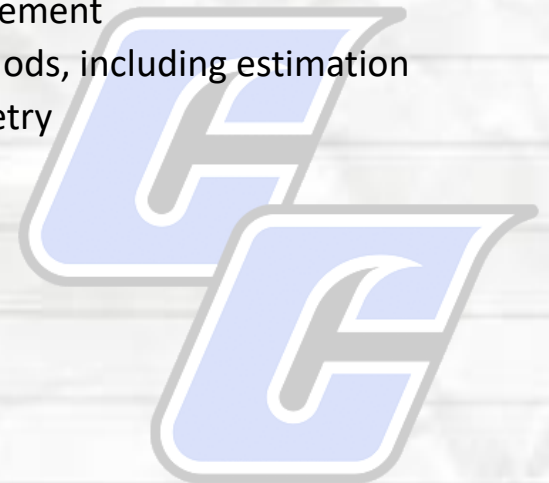
- Solve linear equations, inequalities, and systems of linear equations
- Evaluate linear functions
- Solve equations and evaluate functions (e.g., quadratic, polynomial, exponential, rational, and radical)

## – Geometric and Spatial Reasoning

- Use quantitative reasoning to convert units within systems of measurement
- Find perimeter, area, surface area and volume using a variety of methods, including estimation
- Use transformations to investigate congruence, similarity, and symmetry

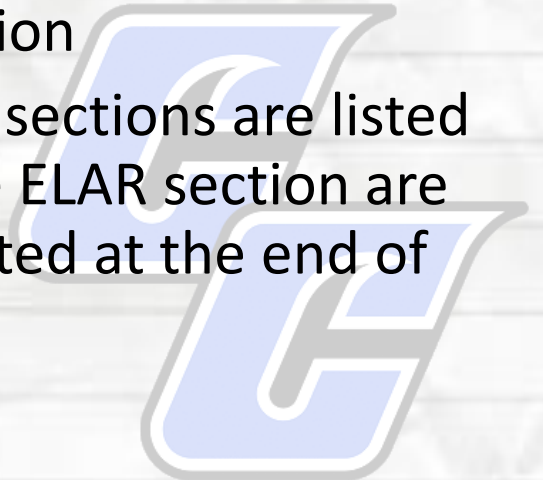
## – Probabilistic and Statistical Reasoning

- Use quantitative reasoning to compute and interpret probability
- Classify data and construct appropriate representations of data
- Analyze, interpret, and draw conclusions from data



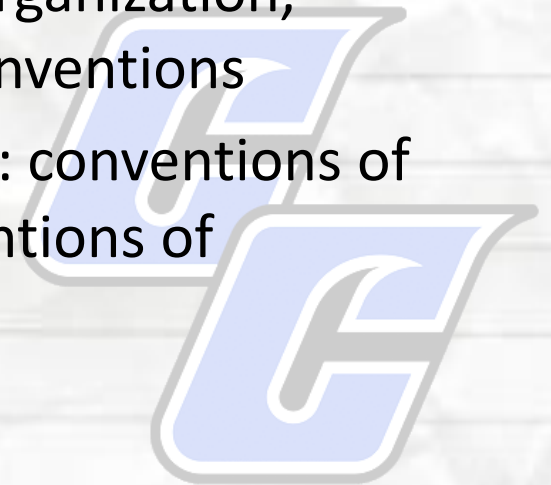
# The TSIA2 ELAR Section

- The TSIA2 ELAR Section consists of 30 multiple choice questions on the placement test and 48 additional questions if a student needs to take the diagnostic section
- Test items cover four main categories:
  - Literary Text Analysis
  - Information Text Analysis and Synthesis
  - Essay Revision and Editing
  - Sentence Revision, Editing, and Completion
- Some of the items covered in each of these sections are listed on the next page. Practice materials for the ELAR section are available in the links to study materials located at the end of this slide show.



# Some Examples From Each ELAR Section

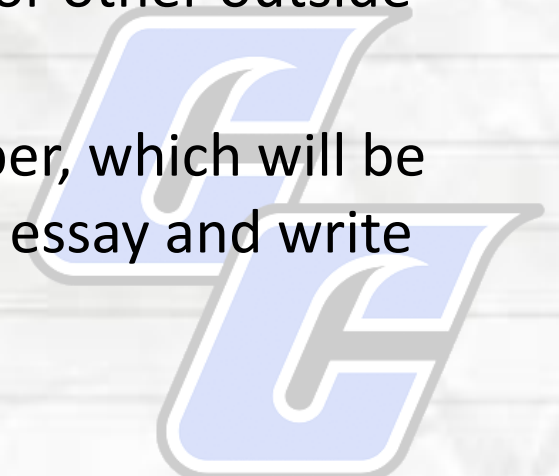
- Literary Text Analysis: explicit information, inferences, author's craft, vocabulary
- Informational Text Analysis and Synthesis: main ideas and supporting details, inferences[single-passage], author's craft, vocabulary[interpreting words and phrases in context], synthesis [paired argumentative passages])
- Essay Revision and Editing: development, organization, effective language use, Standard English conventions
- Sentence Revision, Editing, and completion: conventions of grammar, conventions of usage, and conventions of punctuation





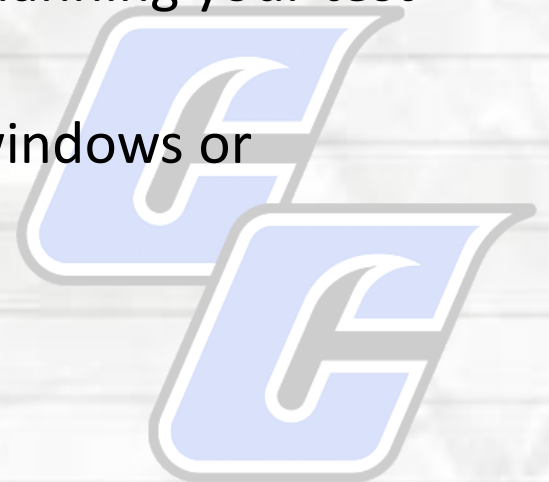
# The Essay Section

- You may be asked to type a five-paragraph persuasive essay (approximately 300-600 words) on a controversial issue or one of current interest
- You will be expected to clearly state a main idea and provide specific examples and details to back up your main idea
- You will be expected to follow conventions of standard English
- You will not be allowed to use a dictionary or other outside resources
- You will be allowed to use plain scratch paper, which will be provided at the testing center, to plan your essay and write your rough drafts



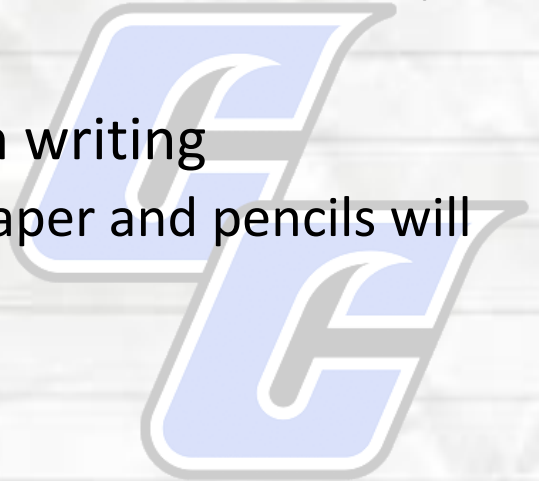
# Remember!

- The TSIA2 test is a very important step in your educational future, so take the time to make sure you are properly prepared!
- You must register in advance for a scheduled TSIA2 test date.
- You will need to know your Cisco College student ID number for the test. If you tested before January 11, 2021 you will need to know your social security number.
- The TSIA2 test is untimed and can take 2 or more hours a section. Please take this into account when planning your test day!
- You will not be allowed to open other tabs, windows or applications during your test session.



# A Few More Important Things to Know:

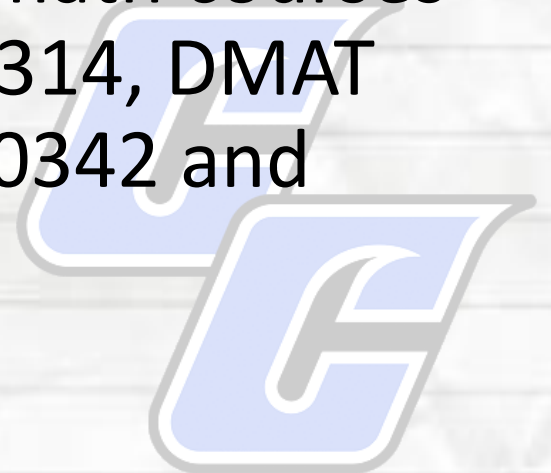
- No food, beverages or tobacco products are allowed in the Testing Center.
- Be sure you have your current photo ID. You will only be allowed to bring your photo ID and car keys into the Testing Center. If you bring other items (including watches and cell phones) you will be asked to return them to your vehicle.
- Outside calculators (unless for a prescribed accommodation) are prohibited when taking the TSIA2.
- Testers are not permitted to bring their own writing instruments into the testing room. Scratch paper and pencils will be provided by the Testing Center.



# Placement Options for Developmental Courses

## Co-requisite Math Courses

- Paired co-requisite math courses are designed to provide support for success without delaying enrollment in college-level math courses
- Examples of paired co-requisite math courses include DMAT 0314 and MATH 1314, DMAT 0332 and MATH 1332, or DMAT 0342 and MATH 1342



# Placement Options for Developmental Courses

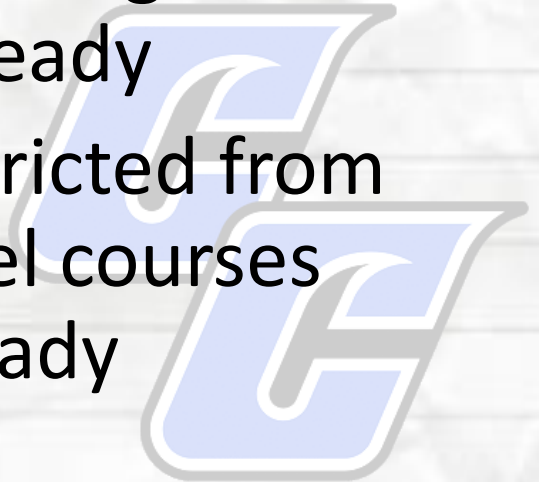
## Co-requisite ELAR courses

- Paired Co-requisite ELAR courses are designed to provide support for success without delaying enrollment in college-level courses
- An example of a paired co-requisite ELAR courses includes DERW 0303 and ENGL 1301



# Placement Options for Developmental Courses

- Students placed as non-college ready in one or more areas will be required to enroll in developmental coursework the first semester they attend
- Students are required to continue taking developmental coursework each long semester until they are college-ready
- Developmental students are restricted from enrolling into certain college-level courses until they are deemed college-ready



# Resources at Cisco College

## Academic Counselors can:

- Assist students in transitioning to college
- Advise students on courses to take
- Help students struggling in college

## Accommodations:

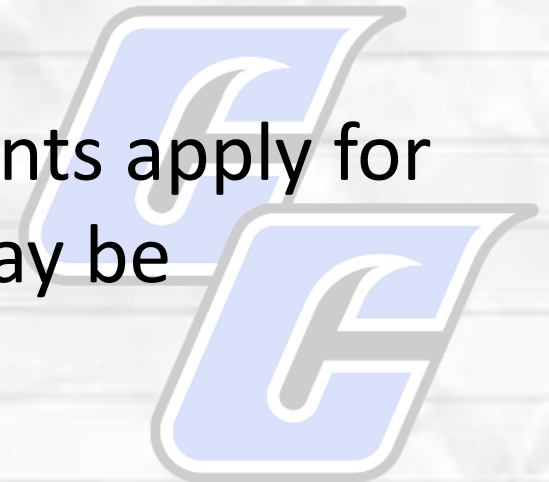
- Testers seeking special accommodations for the TSIA2 must contact the Disability Services Coordinator with their documentation prior to scheduling for the TSIA2



# Financial Resources To Help You With College

## Financial Aid Office can:

- Cisco College's Financial Aid Office may be able to help students pay for college
- In order to receive financial aid, students are required to complete the Free Application for Federal Student Aid (FAFSA)
- Financial Aid can also help students apply for institutional scholarships that may be available



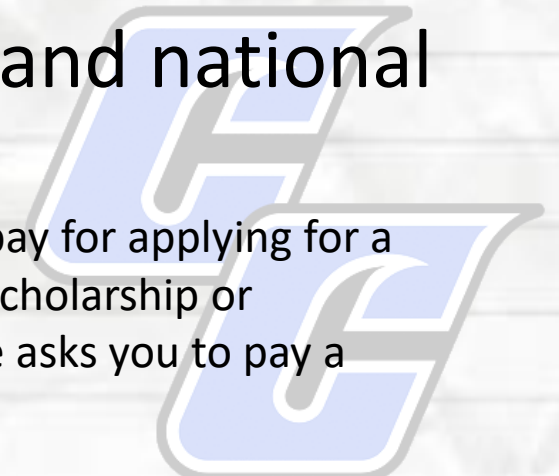


# Financial Resources to Help You With College

## Outside Resources Available to Students

- Texas Workforce Commission (TWC)
- Department of Assistive and Rehabilitative Services (DARS)
- Free scholarship search engines can help students find community, state, and national scholarships\*

\*You will NEVER have to pay for applying for a scholarship or grant. If a scholarship or scholarship search service asks you to pay a fee, avoid it.




# Practice Materials for the TSIA2

Click the site descriptions below to access the practice links provided by the College Board

- <https://accuplacer.collegeboard.org/students/prepare-for-accuplacer/tsia-texas-success-initiative-assessment>
- <https://tsia2.pearsonperspective.com/perspective/>

The links above are official practice links provided by the College Board. You may also be able to search for other free TSIA2 practice tests and review materials online.



# What's next?

- Now that you have finished the pre-assessment slideshow, [click here](#) to complete and submit the Pre-Assessment Verification form.
- After the Testing Center receives your completed Pre-Assessment Verification Form and the requested Tester Information, the Testing Center will contact you within 24-48 hours with scheduling information.
- A copy of this form and your Tester Information must be received by the Testing Center before a test can be scheduled or a voucher can be created.

